

SUPREME

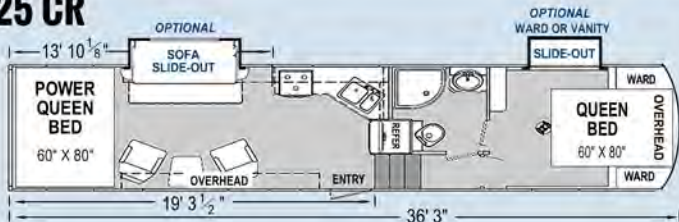
BY GENESIS



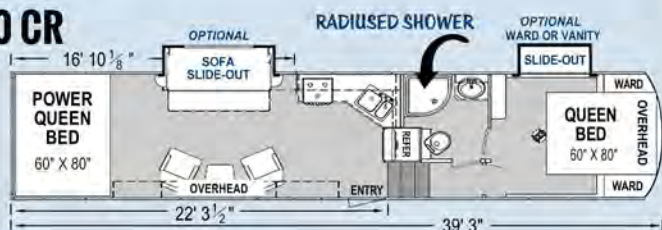
Toy Haulers with a Luxurious Touch.



325 CR



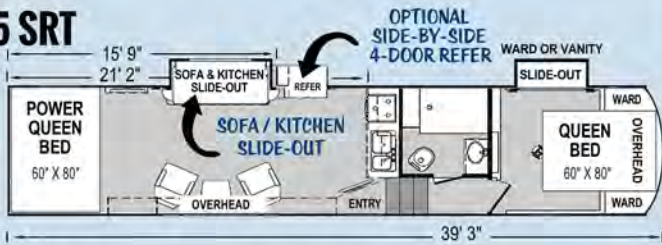
370 CR



345 SRT



375 SRT



40 SR SS6



OPTIONAL: 2ND FUEL TANK w/PUMP STATION
2ND GRAY TANK



Genesis Supreme RV
23129 Cajalco Rd
Perris, CA 92570
(951) 337-0254
mtreangen@GenesisSupreme.com



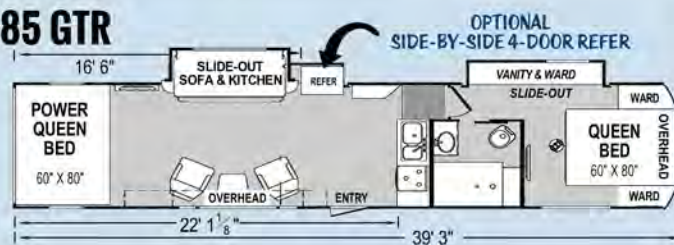
Standard Build

1.6 Over-the-Range Microwave, Large 102" Wide-Body Design
10-Gallon 2-Way 110V/LP
DSI Water Heater
12v Powered Fan Roof Vent - Lavy
16" Deluxe Aluminum Alloy Wheels
30,000 BTU Furnace
4.0 KW ONAN Generator
w/Transfer Switch
40-Gallon Fuel Station
8-Foot Laminated Ramp Door
w/Beaver Tail
A/C 15.0K BTU w/Ducting
Bedroom Entertainment Cabinet
w/Fireplace
Black Tank Flush
Bunk Ladder
Carpet Kit
Ceiling Accent Lighting
Ceiling Fan
Designer Grey Front Cap w/LED's
Dual 30 lbs LP Tanks
Euro Glass-Top Stainless Range
Exterior Folding Ladder w/ Walk-on Roof
Exterior Sprayer
External 110v Electrical Outlets
Extra-Large Double-Door Refrigerator
Upgraded Flex Suspension
Flat Floor Wall-to-Wall/No Wheel Wells
G-Rated Tires
Headboard - Large, Designer
Hi-Gloss Fiberglass Sidewalls, Aluminum-Framed/Laminated
Highrise Designer Faucet - Galley
Stainless Deep Galley Sink 60/40 w/Pull-Down Faucet
In-floor Storage w/Door
LED Exterior Flood Lights
LED Exterior Running Lights & Tail Lights
LED Interior Lighting Throughout
LED Rope Lights/Living Room Valances
Memory Foam Mattress
w/Coordinated Bedspread
Metal Lavy Sink
One-Piece PVC Vinyl Roof
Pleated Night Shades Throughout
Plumbed for Exterior LP Hookup
Powered Awning w/LED Light Strip
Powered Sofa Bed (Rear)/Upper Bunk
Rear Screen Wall
Rear Spoiler
Rear Table and Legs
Rota-flex Box
Sewer Hose Compartment
Skylight Above Shower
Slam-Door Luggage Compartments
Solid Surface Galley Counter Top w/Covers & LED Lighting

355 GTR



385 GTR



Spare Tire & Carrier
Spot Lights w/Gooseneck - Bedroom
Stab Jacks (2-Rear)
Stereo AM/FM/CD/DVD w/Bluetooth/USB
TV Antenna w/Cable & Satellite Hook-Up

TV (32") w/Swivel Bracket (2)
X-Large Windows (Rear)
Swivel/Rocker Chairs (2) w/Table
(Chairs (3) - 40 SRSS6)
Upgraded Power Vent (Rear)



- 160W Solar w/2000W Inverter
- 6-Point Electric Leveling Jacks
- 6,000 lb Heavy-duty Tie Downs
- 8,000 lb Axles
- Bedroom Vanity Slide-out
- Bedroom Wardrobe Slide-out
- Central Vacuum System
- Coffee Maker w/stand in Galley
- Designer White Front Cap w/LED's & Matching Ramp Door
- Exterior TV Bracket & Hookups
- Heated/Enclosed Tanks & Valves
- Heated/Enclosed Tanks & Valves
- Keyless/Remote Entry Lock
- Living Room Sofa Slide-out
- Opposing Rear Power Dinette
- Patio Railing System
- Power & Cooling Upgrade Package
- Rear Power Patio Awning
- Stainless Steel Galley Package
- Thermo-Pane Windows
- Upgraded Hitch Trail Air
- Upgraded Ramp Door Rated 4,500 lbs
- Winterized
- Wireless Back-Up Camera



	325 CR	370 CR	345 SRT	375 SRT	355 GTR	385 GTR	40 SR SS6
DRY WEIGHT	11,244	TBD	11,260	TBD	TBD	TBD	14,280
HITCH WEIGHT	2,300	TBD	2,350	TBD	TBD	TBD	3,500
AXLE WEIGHT	7,160	TBD	7,220	TBD	TBD	TBD	9,640
CARGO CAPACITY	3,256	TBD	3,240	TBD	TBD	TBD	6,220
OVERALL LENGTH	36' 3"	39' 3"	36' 3"	39' 3"	36' 3"	39' 3"	46' 5"
GVWR	14,500	14,500	14,500	14,500	14,500	14,500	20,500
AXLE QTY (7,000 LBS)	2	2	2	2	2	2	3

Dry Weight: Measured from standard build. Dry weight will vary with options.
Cargo Capacity: Measured in pounds. Weight of water, LP gas, fuel and options are not included in payload.

- 102" WIDE WIDTH
- 7,000 lb AXLE CAPACITY
- 16" TIRES
- 50 gal BLACK WATER TANK
- 160 gal FRESH WATER TANK
- 50 gal GRAY WATER TANK